









Short-term forecast

Station averages

	 °C	 %	 hPa	 km/h	 mm/h	 °C
10 Apr	21.5 / 16.2	85.9	1016.1	3.6	0.0	23.2 / 17.5
11 Apr	22.9 / 15.5	83.1	1014.1	3.5	0.0	24.9 / 16.6
12 Apr	31.7 / 15.8	78.3	1009.4	6.2	0.0	31.5 / 17.1
13 Apr	20.1 / 16.4	91.6	1013.2	6.1	4.1	21.9 / 16.5
14 Apr	20.6 / 13.9	78.0	1017.5	9.4	0.0	20.3 / 13.3
15 Apr	20.1 / 15.1	75.4	1019.7	6.6	0.0	20.5 / 13.7
16 Apr	18.1 / 16.3	96.2	1019.5	2.6	34.3	19.9 / 17.8
17 Apr	21.2 / 15.8	88.8	1021.5	2.7	1.7	23.2 / 16.6
18 Apr	21.4 / 15.4	87.0	1020.5	6.5	0.0	22.4 / 16.7

Station extremes

	 °C	 %	 hPa	 km/h	 km/h	 mm/h	 °C
10 Apr	25.7 2026	94.0 2025	1017.7 2026	11.1 2025	22.0 2025	0.0 2025, 2026	28.6 2026
	16.1 2025	66.0 2026	1014.5 2025	-	-	-	17.0 2025
11 Apr	24.3 2026	94.0 2025	1019.7 2026	12.3 2025	34.9 2025	0.0 2025, 2026	26.6 2026
	15.4 2025	65.0 2026	1009.7 2025	-	-	-	16.4 2025
12 Apr	34.1 2025	96.0 2025	1014.4 2025	13.6 2025	34.9 2025	0.0 2025	33.6 2025
	15.4 2025	26.8 2025	1006.1 2025	-	-	-	16.5 2025
13 Apr	20.6 2025	99.0 2025	1016.5 2025	14.3 2025	31.3 2025	4.1 2025	22.9 2025
	15.8 2025	81.0 2025	1011.5 2025	-	-	-	15.9 2025
14 Apr	20.9 2025	99.0 2025	1019.7 2025	15.2 2025	36.7 2025	0.0 2025	21.2 2025
	13.7 2025	56.4 2025	1015.8 2025	-	-	-	13.1 2025
15 Apr	20.4 2025	94.0 2025	1021.0 2025	11.1 2025	27.7 2025	0.0 2025	20.9 2025
	14.9 2025	60.4 2025	1018.8 2025	-	-	-	13.4 2025
16 Apr	18.5 2025	99.0 2025	1020.7 2025	7.7 2025	16.6 2025	34.3 2025	20.3 2025
	16.1 2025	91.0 2025	1018.5 2025	-	-	-	17.5 2025
17 Apr	21.5 2025	96.0 2025	1022.6 2025	7.6 2025	20.2 2025	1.7 2025	23.6 2025
	15.7 2025	76.2 2025	1020.1 2025	-	-	-	16.2 2025
18 Apr	21.6 2025	94.8 2025	1021.7 2025	23.5 2025	52.9 2025	0.0 2025	22.9 2025
	15.1 2025	75.3 2025	1017.6 2025	-	-	-	16.2 2025

Almanac

